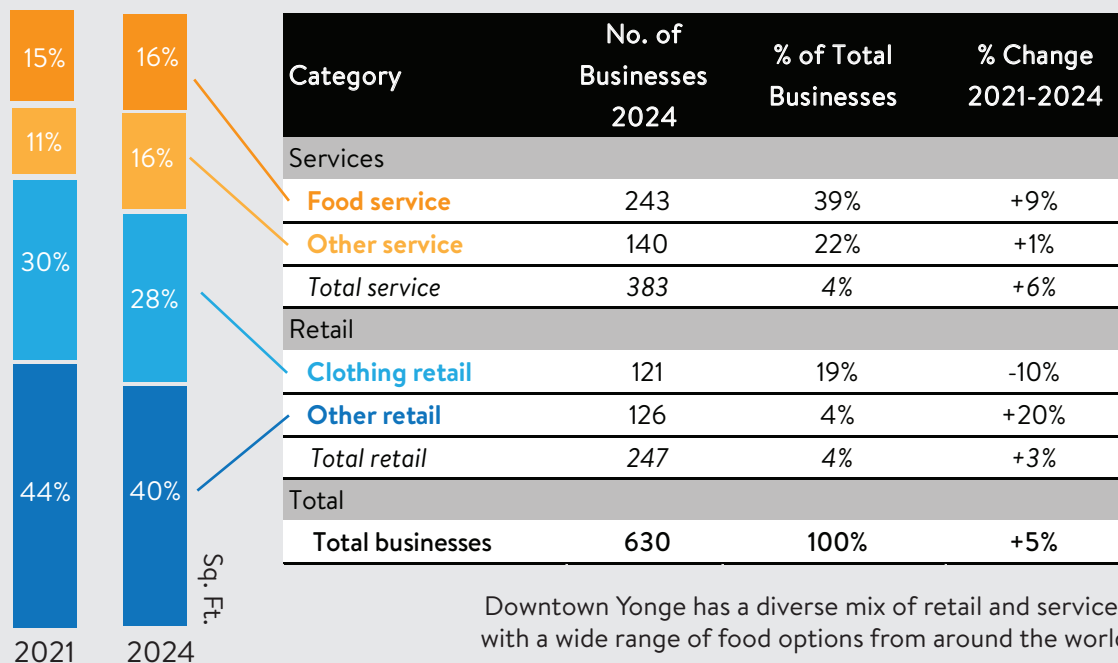


Retail & Service Landscape: 2024*

BUSINESS MIX

Distribution by Category (excluding vacant)



Downtown Yonge has a diverse mix of retail and services with a wide range of food options from around the world

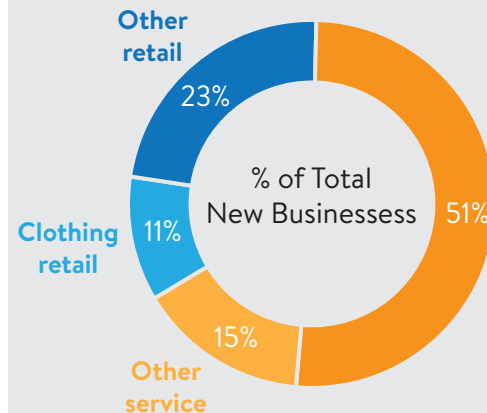
NEW ENTRANTS

Since 2022

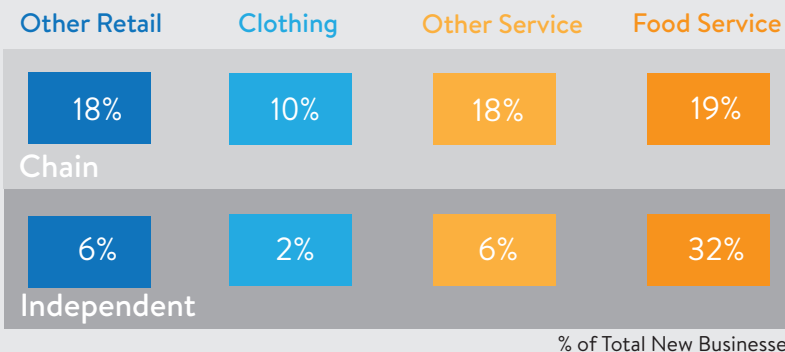
Number of New Business Openings

175+

totalling 500k Sq. Ft.



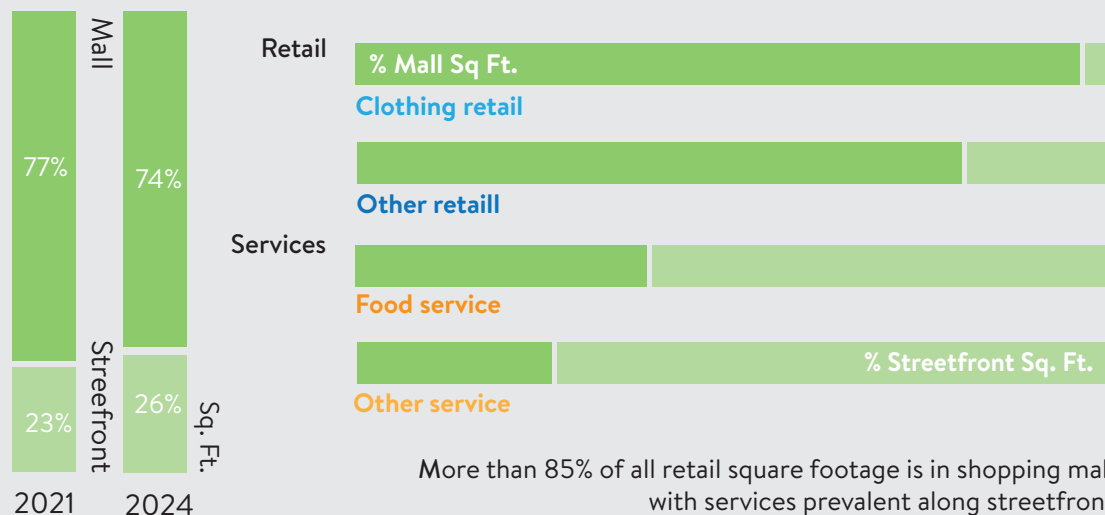
Over half of new business openings were food services



% of Total New Businesses

MALL vs. STREETFRONT

By Total Sq. Ft. and by Category (excluding vacant)

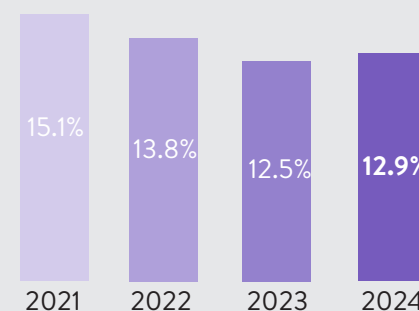


More than 85% of all retail square footage is in shopping malls with services prevalent along streetfronts

VACANCY

By No. of Stores

Eight out of every 10 businesses that were open in 2021 remained in business in 2024



Most of the vacancy is frictional with many vacant stores indicating that new tenants will be opening soon

* This graphic is provided for informational purposes only and excludes office space. The information contained herein is obtained from sources we believe to be reliable. However, we do not assume any responsibility for inaccuracies. All opinions expressed and data provided in this graphic are subject to change without notice.